

CAUTION:

Electrical and Plumbing connections must be made by a qualified Service Person who will assure that the installation is in compliance with all available federal, state, and local Health, Electrical, Plumbing, and Safety codes.



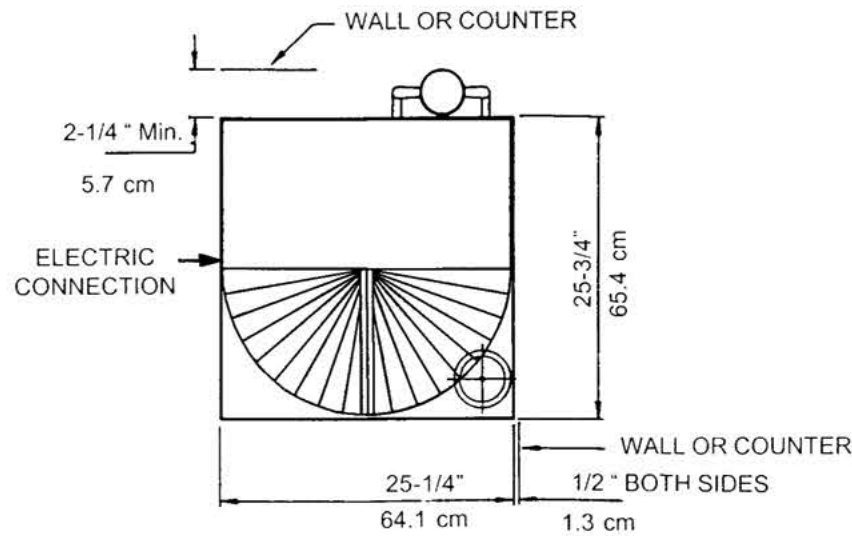
A System of Service.



www.TERMAC.com

1.800.332.4912

CONNECT TO ELECTRICAL SUPPLY SOURCE
 USING 14-12 AWG COPPER WIRE
 CIRCUIT PROTECTION: 15 AMP CIRCUIT BREAKER
 OR FUSE WITH A 15 AMP RATING



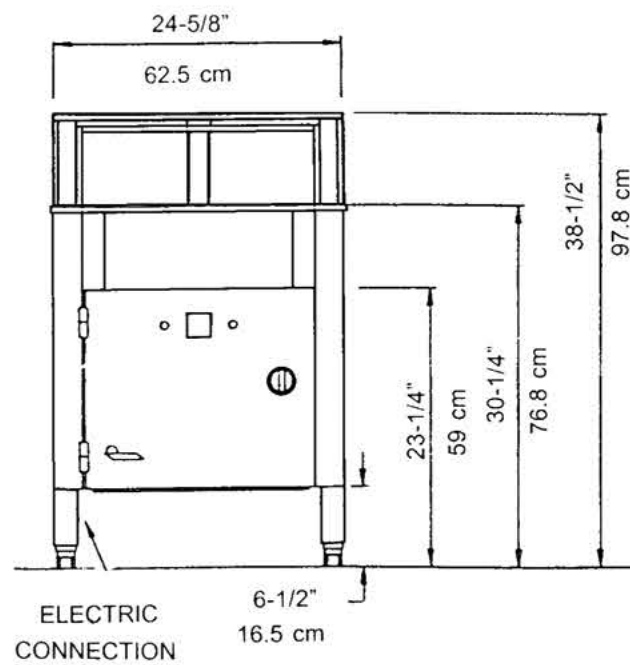
TOP VIEW

NOTE:
 All dimensions listed have a tolerance of
 + or - 1/8" unless otherwise noted.

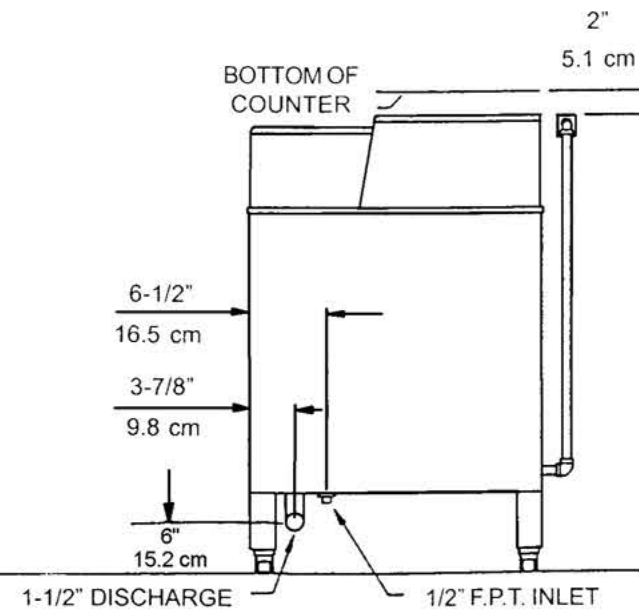
Model ASQ Specifications

MODEL ASQ

RATED CAPACITY (LOADS PER HOUR)	48
WASH TIME (SECONDS)	40
RINSE TIME (SECONDS)	14
DWELL (SECONDS)	21
TOTAL CYCLE TIME (SECONDS)	75
	57.6 GAL. PER HR.



FRONT VIEW



SIDE VIEW

*Manufacturer reserves the right to modify these specifications in compliance with regulatory agencies and manufacturing expediency.

WATER TEMPERATURE	120°F 49°C
WATER CONSUMPTION	1.2 GALLONS PER CYCLE 4.5 LITERS PER CYCLE
MOTORS	1/2 H.P., 3600 R.P.M. .373 KW
HEATER	350 W .350 KW
ELECTRICAL RATINGS	115 VOLTS SINGLE PHASE 60 HZ
WATER INLET	1/2" F.P.T.
DRAIN	1 1/2" O.D. 3.8 CM
HEIGHT (OVERALL)	38-1/2" 97.8 cm
WIDTH (OVERALL)	25.25" 64.1 CM
DEPTH (OVERALL)	28" 71.1 CM
SHIPPING WEIGHT	200 POUNDS 91.2 kg
SHIPPING VOLUME	32.5 CU. FT. .92 CU.M.